



ARISTON
Autres ...

D32 900W Mono	Résistances	405000
D32 1200W Mono		405001
D32 1500W Mono		405002
D32 2000W Mono L385		405005

Résistances



D32 1200W Mono		405001MTS
D32 2000W Mono		405005MTS



ARISTON
Autres ...

D36 900W Mono	Résistances	405012
D36 1200W Mono		405013
D36 1500W Mono		405014
D36 2000W Mono		405015
D36 2400W Mono		405016

Résistances



ARISTON
Autres ...

D38 1200W Mono		405030
D38 2400W Mono -Tri		405031
D38 3000W Mono -Tri		405032

Résistances



ARISTON
Autres ...

D40 2000W Mono L450		405040
---------------------	--	---------------



Résistances

D47 600W Mono L183		405050
D47 900W Mono L233		405051
D47 1200W Mono L280		405052
D47 1200W Mono - Tri L280		405053
D47 1500W Mono		405054
D47 1500W Mono - Tri		405055
D47 1800W Mono		405056
D47 1800W Mono - Tri L333		405057
D47 2200W Mono L430		405058
D47 2200W Mono - Tri L480		405059
D47 2400W Mono		405060
D47 2400W Mono - Tri L440		405061
D47 3000W Mono -Tri		405063

Résistances



THERMOR
SAUTER
Autres...

D47 600W Mono		405050CEE
D47 900W Mono L185		405051CEE
D47 1200W Mono		405052CEE
D47 1800W Mono		405056CEE
D47 1800W Mono - Tri		405057CEE
D47 2400W Mono		405060CEE
D47 2400W Mono - Tri		405061CEE
D47 3000W Mono - Tri		405063CEE



Résistances

ARISTON
Autres ...

D40 2000W Mono L475		405070
D40 2000W Mono - Tri L475		405071
D40 2500W Mono L475		405072
D40 2500W Mono - Tri L475		405074
D40 2500W Mono - Tri L475		405075
D40 2000W Mono - Tri L560		405076
D40 2500W Mono L560		405077
D40 2500W Mono - Tri L560		405078



Résistances

ARISTON
Autres ...

D45 2000W Mono L475		405080
D45 2000W Mono - Tri L475		405081
D45 2500W Mono - Tri L475		405083



Résistances

D52 600W Mono L170		405099
D52 900W Mono L230		405100
D52 1200W Mono L250		405101
D52 1200W Mono - Tri L250		405102
D52 1800W Mono L350		405103
D52 1800W Mono - Tri L350		405104
D52 2400W Mono L400		405105
D52 2400W Mono - Tri L440		405106
D52 3000W Mono - Tri L440		405107
D52 3600W Mono - Tri L530		405108



Résistances

NOIROT
Autres ...

D52 1200W Mono L250		405101NOI
D52 1800W Mono L350		405103NOI
D52 2400W Mono L400		405102NOI



Résistances

PACIFIC - Autres ...

D50 1200W Mono - Tri L250		405102PAC
D50 1800W Mono - Tri L350		405104PAC
D50 2400W Mono - Tri L400		405106PAC
D50 3000W Mono - Tri L440		405107PAC



Cable Haute Temperature Ø2.5 - 5m		249000
Cosse femelle Haute Temp Ø2.5 mm		748101
Cosse œillet jaune Ø4mm		748133



Thermoplongeurs

- Mono à visser 900W 220V - A - **405300**
- Mono à visser 1200W 220V - B - **405301**
- Mono à visser 1800W 220V - B - **405302**
- Mono à visser 2400W 220V - B - **405303**



Joint 5 Trous D70
480019

Thermoplongeurs

**ARISTON
RHEEM
REGENT
Autres ...**



Thermoplongeurs

- EMB Mono D48 1200W 220V L270 **405350**
- Joint D48 pour resistance **480010**
- Anode D19 vis=D8mm L250 **490005**

- EMB Mono D120 1500W L270 **405410**
- EMB Mono D120 2500W L450 **405411**



Joint 5 Trous D70
480019

Thermoplongeurs

- TRI D120 2550W L450 **405412**
- TRI D120 3000W L450 **405413**

**ARISTON
RHEEM
Autres ...**



Joint **480010**

Thermoplongeurs 220V

- EMB Mono D48 1200W L270 **405351**
- EMB Mono D48 1500W L270 **405352**
- EMB Mono EMB D48 1800W L270 **405353**
- EMB Mono D48 2000W L270 **405354**
- EMB Mono D48 2400W L270 **405355**



Joint 6 Trous D110 **480020**
Thermostat TRI **410030**

Thermoplongeurs


- TRI 6 Trous D170 3000W **405415**
- TRI 6 Trous D170 6000W **405416**

**ARISTON
RHEEM
Autres ...**



Thermoplongeurs 220V Joint **480010**

- Mono EMB D48 2000W L450 **405360**
- Mono EMB D48 2400W L450 **405361**
- Mono EMB D48 3000W L450 **405362**



6 Trous D198 **THERMOR - DD
SAUTER** Autres ...

Joint D128 **480004**

Thermostat EMB L270 **410052MTS**

Thermoplongeurs 220V

- Mono EMB 6 T D198 900W **405421**
- Mono EMB 6 T D198 1200W **405422**
- Mono EMB 6 T D198 1600W **405423**
- Mono EMB 6 T D198 2200W **405424**



Thermoplongeurs

- Mono EMB Ecrou D42 1000W L 270 **405390**
- Mono EMB Ecrou D42 1200W L 270 **405391**
- Mono EMB Ecrou D42 1500W L 270 **405392**



Joint D110 - 8 Trous D8 **480015**

Thermoplongeurs

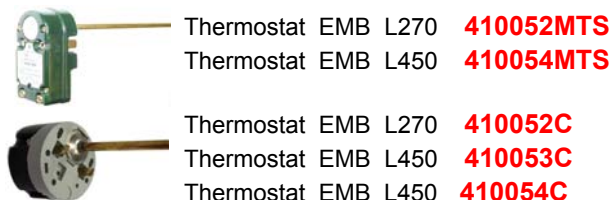
- EMB Mono D110 1500W **405403**
- EMB Mono D110 2200W **405405**
- Mono Coude 1500W **405406**
- TRI D110 2200W **405407**




6 Trous D12 **ATALNTIC**
Joint D98 **480013**
Thermostat EMB L270 **410052MTS**

Thermoplongeurs 220V

- Mono EMB 6 T D160 600W **405430**
- Mono EMB 6 T D160 900W **405431**
- Mono EMB 6 T D160 1200W **405432**
- Mono EMB 6 T D160 1650W **405433**
- Mono EMB 6 T D160 2200W **405434**



- Thermostat EMB L270 **410052MTS**
- Thermostat EMB L450 **410054MTS**
- Thermostat EMB L270 **410052C**
- Thermostat EMB L450 **410053C**
- Thermostat EMB L450 **410054C**



Thermostat TRI L450 **410103**
Joint D98 **480013**

Thermoplongeurs

TRI 6 T D160 2200W **405437**
TRI 6 T D160 3300W **405438**



Thermostat TRI L370 **410102**
Joint **480004**

Thermoplongeurs


A Fils TRI D138 4400W **405545**
A Fils TRI D138 6000W **405546**



Ecrou central D74

Thermoplongeur

Mono EMB Ecrou D110 2200W **405449**



Thermostat TRI L370 **410102**

Thermoplongeurs Joint **480023**

BOMBEE TRI 2200W D108 **405549**
BOMBEE TRI 2500W D108 **405550**
BOMBEE TRI 3300W D108 **405551**




816085-MTS

Thermoplongeurs

Voir série **405410 - 405411**

**ARISTON
RHEEM
REGENT
MTS
LEMERCIER**



Thermostat EPUISE
Joint **480023**

Thermoplongeur

BOMBEE TRI 3300W D108 **405555**



Thermoplongeurs

Voir série **405410 - 405411**

**ARISTON
RHEEM
REGENT
MTS
LEMERCIER**



Thermostat MONO L370 **410004**

Joint **480008**

Thermoplongeurs

A VIS Mono D95 600W **405570**
A VIS Mono D95 900W **405571**
A VIS Mono D95 1200W **405572**
A VIS Mono D95 1800W **405573**
A VIS Mono D95 2400W **405574**



Joint **480015**

Thermostat TRI L270 **410101**

Thermoplongeur

TRI D110 2200W **405505**



Thermostat TRI L450 **410101**

Joint **480015**

Thermoplongeurs

TRI 6 T D155 2200W **405520**
TRI 6 T D155 3000W **405521**



Thermostat TRI L370 **410120**

Joint **480008**

Thermoplongeurs

A VIS TRI D95 1800W **405573T**
A VIS TRI D95 2400W **405574T**



Thermostat Mono L450 **410004**

Joint **480004**

Thermoplongeurs

A Fils D138 1600W **405543**
A Fils D138 2200W **405544**



Thermostat TRI L370 **410120**

Joint **480008**

Thermoplongeurs

COURBEE D95 TRI 1800W **405577**
COURBEE D95 TRI 2400W **405578**



Thermostat MONO L370 **410004**

Joint **480007**


- VIS Mono D110 600W **405580**
- VIS Mono D110 900W **405581**
- VIS Mono D110 1200W **405582**
- VIS Mono D110 1800W **405583**
- VIS Mono D110 2400W **405584**



Thermoplongeurs

COURBEE TRI 2400W

77167-CM



Thermostat TRI L370 **410120**

Joint **480007**


Thermoplongeurs

- COURBEE D110 TRI 1800W **405587**
- COURBEE D110 TRI 2400W **405588**



- OVALE Mono 1500W S.F **405621**
- OVALE Mono 1200W + F **405622**
- OVALE Mono 1500W + F **405625**

Avec Fixation Anode



Joint **480002**
ANODE **490000**


Thermoplongeurs

Thermostat MONO L450 **410004**

- Mono D124 900W **405591**
- Mono D124 1200W **405592**
- Mono D124 1800W **405593**
- Mono D124 2400W **405594**

Coudées Mono remplacées par **405591 à 405594**

Coudées TRI remplacées par **405595 à 405598**



Thermoplongeurs

ATLANTIC

Mono EMB 5 trous 2000-2400 W

405630



Remplaces par les droits

Thermostat TRI L450 **410120**

Bride tous modèles

- Thermoplongeurs TRI D124 900W **405595**
- TRI D124 1200W **405596**
- TRI D124 1800W **405597**
- TRI D124 2400W **405598**



Thermoplongeur

VOIR
405625



JOINT **480002**
ANODE **490000**

Thermostat MONO L450 **410004**

Thermoplongeurs

- Mono EMB D124 900W **405606**
- Mono EMB D124 1200W **405607**
- Mono EMB D124 2400W **405608**